

SONOCRAFT CORPORATION
 115 WEST 45th STREET
 NEW YORK 19, N. Y.
 LU. 2-1750

99 $\frac{60}{100}$ % Perfect Amplification



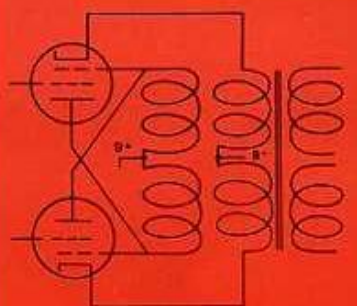
ANY ZERO VU LINE
 LEVEL OR TUNER
 WILL DRIVE TO FULL OUTPUT

Model A-116

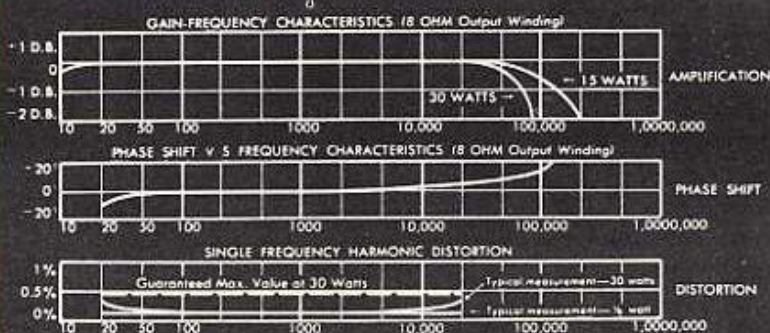
McIntosh
30 WATT
 AMPLIFIER

Model A-116

UNITY COUPLING GUARANTEES THIS PERFORMANCE



Lowest Noise 85-90 db below 30 watts.
 High damping over frequency range.



Full 30 watts, 20-20,000 cycles. Less than 0.5% Harmonic Distortion at full 30 watts.

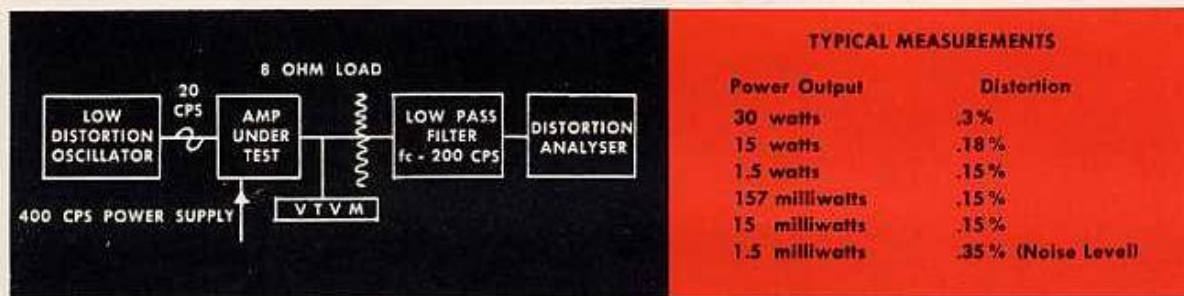
* At any frequency 20-20,000 cycles
 any power output up to 30 watts
 is a perfect reproduction of
 input signal within 0.0016.



Electrical And Mechanical Specifications

Power Supply	117/125 volts, 60 cycles	Damping Factor	12 or better for 4, 8 and 16 ohm outputs, 16 for 600 ohms
Power Consumption	135 watts at 30 watts output 105 watts at zero signal output	Input Impedance	0.5 meg. for 2.5 volt input and 0.25 meg. for 0.5 volt input from 20 cycles to 40 Kc.
Power Output	30 watts continuous	Output Impedance	4, 8, 16 and 600 ohms (600 ohm is balanced to ground)
Input Level	Input #1 — .5 volts to 30 volts, with gain control Input #2 — 2.5 volts, (For use with McIntosh C 104 Pre Amp.)	Phase Shift	2.5 Volt Input 20 cycles 8.5° 20,000 cycles 4.5°
Frequency Range	20 to 30,000 cycles \pm .1 db at 30 watts output 10 to 50,000 cycles \pm .5 db at 30 watts output 10 to 100,000 cycles \pm 1 db at 15 watts output	Tube Complement	Rectifier: 5U4-G Pre-Amp: 12AX7 Phase Inverter: 12AU7 or 12BH7 Driver: 12BH7 Output: 2 — 6BG6-G
Harmonic Distortion	Guaranteed less than 0.5% at 30 watts output or less, 20 to 20,000 cycles.	Auxiliary Equipment Connection	Designed to power C-104 and other McIntosh Preamplifiers
Intermodulation Distortion	Less than 1% if instantaneous peak power is below 60 watts for any combination of frequencies 20 to 20,000 cycles.	Size	12" x 8" x 8 1/2" high, chassis type construction
Impulse Distortion	Negligible	Weight	33 pounds net
Noise and Hum Level	85 db or more below rated output	Finish	Gray hammertone

Test set up to measure distortion at very low power



Because of the unique design of the McIntosh Output Transformer the high efficiency of Class "B" amplification can be used with wide band, distortion free performance. The McIntosh Circuit guarantees substantially less than 1/2% distortion at all frequencies 20-20,000 cycles even at full power output.



320 Water Street • Binghamton, New York

Telephone 3-3566

The McIntosh Circuit Patents 2477074
and 2545788. Others pending.

Export Division: 25 Warren St., New York 7, N.Y.