



MC INTOSH MODELS C-8 (Revised),
C-8P (Revised), D-8A



MODEL C-8

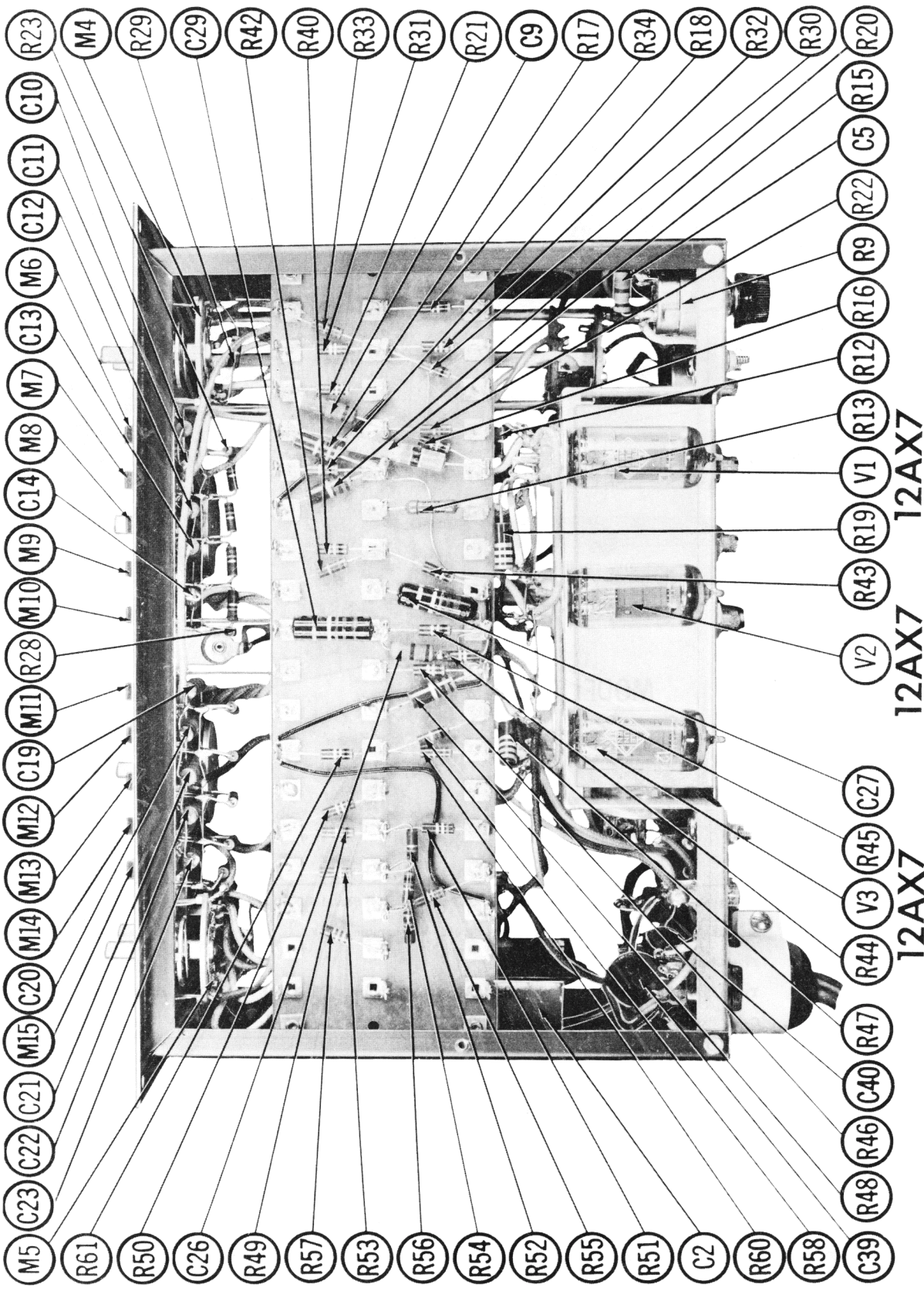
MC INTOSH MODELS C-8 (Revised),
C-8P (Revised), D-8A

TRADE NAME	Mc Intosh Models C-8, C-8P (Includes D-8A Power Supply) Serial #10600 and Higher	
MANUFACTURER	Mc Intosh Laboratory, Inc., 2 Chambers Street, Binghamton, N. Y.	
TYPE SET	Five Channel Audio Preamplifier	
TUBES (Three)	Types 12AX7 Mic-Phono Preamplifier, 12AX7 Cathode Follower, 12AX7 AF Amp. -Cath. Follower	
POWER SUPPLY	C-8: Externally Powered	C-8P: 110-120 Volts AC-60 Cycles

HOWARD W. SAMS & CO., INC. Indianapolis 6, Indiana

The listing of any available replacement part herein does not constitute in any case a recommendation, warranty or guaranty by Howard W. Sams & Co., Inc., as to the quality and suitability of such replacement part. The numbers of these parts have been compiled from information furnished to Howard W. Sams & Co., Inc., by the manufacturers of H716

the particular type of replacement part listed. Reproduction or use, without express permission, of editorial or pictorial content, in any manner, is prohibited. No patent liability is assumed with respect to the use of the information contained herein. © 1958 Howard W. Sams & Co., Inc., Indianapolis 6, Indiana. Printed in U.S. of America




CHASSIS-TOP VIEW

- C39
- R48
- R46
- C40
- R47
- R44
- V3
- R45
- C27
- V2
- R43
- R19
- V1
- R13
- R12
- R16
- R9
- C5
- R15
- R20
- R30
- R32
- R18
- R34
- R17
- C9
- R21
- R31
- R33
- R40
- R42
- C29
- R29
- M4
- R23
- M5
- C23
- C22
- C21
- M15
- C20
- M14
- M13
- M12
- C19
- M11
- R28
- M10
- M9
- C14
- M8
- M7
- C13
- M6
- C12
- C11
- C10
- R23
- M4
- R29
- C29
- R42
- R40
- R33
- R31
- R21
- C9
- R17
- R34
- R18
- R32
- R30
- R20
- R15
- C5
- R22
- R9
- R16
- R12
- R13
- V1
- R19
- R43
- V2
- R45
- C27
- R44
- V3
- R47
- R48
- R46
- C40
- R47
- R44
- V3
- R45
- C27
- V2
- R43
- R19
- V1
- R13
- R12
- R16
- R9
- C5
- R15
- R20
- R30
- R32
- R18
- R34
- R17
- C9
- R21
- R31
- R33
- R40
- R42
- C29
- R29
- M4
- R23

12AX7

12AX7

12AX7



CHASSIS BOTTOM VIEW

PARTS LIST AND DESCRIPTIONS

TUBES (GENERAL ELECTRIC, SYLVANIA)

ITEM No.	USE	TYPE	NOTES	TYPE	NOTES
V1	Phono-Mic Preamp.	12AX7			
V2	Cathode Follower	12AX7			
V3	A F Amp. -Cath. Follower	12AX7			

ELECTROLYTIC CAPACITORS

ITEM No.	RATING			REPLACEMENT DATA				SPRAGUE PART No.	NOTES
	CAP.	VOLT.	McIntosh PART No.	AEROVOX PART No.	CORNELL-DUBILIER PART No.	PYRAMID PART No.	SANGAMO PART No.		
C1	2000	15		PRS15V2000	BR20001			R2425	
C2	2000	400		PRS15V2000	BR20001			R2425	*
C3A	20	400		A FH3-36	E0450			R2317	*
C3B	20	300			BR2045				
C3C	30	250							
C4	50	6		SRE8V50	BER50-6	TD-50-6	MMT-650	TVA-1100	

* Not normally in distributors stock. Available thru distributor on order to manufacturer.

FIXED CAPACITORS

Capacity values given in the rating column are in mfd. for Paper Capacitors, and in mmfd. for Mica and Ceramic Capacitors.

ITEM No.	RATING		REPLACEMENT DATA						NOTES
	CAP.	VOLT.	McIntosh PART No.	AEROVOX PART No.	CORNELL-DUBILIER PART No.	MALLORY PART No.	SPRAGUE PART No.		
C5	100	400		SI100	L78T1	UC-531	5GA-TI		
C6	.033	400		P488N-033	CUB6S33	GEM-4133	4TM-S3		
C7	.47	200		P288N-47	CUB2P47	GEM-2047	2TM-P47		
C8	.47	200		P288N-47	CUB2P47	GEM-2047	2TM-P47		
C9	1500	400		SI1500	L78D15	UC-5215	5HK-D15		
C10	330	400		SI330	L78T33	UC-5333	5GA-T33		
C11	470	400		SI470	L78T47	UC-5347	5GA-T47		
C12	750	400		SI750	L78T75	UC-5375	5GA-T75		
C13	1000	400		SI1000	L78D1	UC-521	5HK-D1		
C14	1500	400		SI1500	L78D15	UC-5215	5HK-D15		
C15	.047	400						10%	
C16	.022	400						10%	
C17	.01	400						10%	
C18	.0047	400						10%	
C19	220	400		SI220	L78T22	GEM-1611	5GA-T22		
C20	330	400		SI330	L78T33	GEM-16247	5GA-T33		

CAPACITORS (cont)

ITEM No.	RATING		REPLACEMENT DATA						NOTES
	CAP.	VOLT.	McIntosh PART No.	AEROVOX PART No.	CORNELL-DUBILIER PART No.	CENTRALAB PART No.	MALLORY PART No.	SPRAGUE PART No.	
C21	470	400		SI470	L78T47	D6-471	UC-5347	5GA-T47	
C22	750	400		SI750	L78T75	D6-751	UC-5375	5GA-T75	
C23	1000	400		SI1000	L78D1	D6-102	UC-521	5GA-D1	
C24	.033	400		P488N-033	CUB6S33	D6-303	GEM-4133	4TM-S3	
C25	.47	200		P288N-47	CUB2P47	D6-101	GEM-2047	2TM-P47	
C26	100	400		SI100	L78T1	D6-101	GEM-531	5GA-T1	
C27	.001	400					GEM-1621		
C28	.01	400					GEM-1611		
C29	.0022	400					GEM-401	4TM-P1	
C30	.022	400					GEM-1621	5GA-T1	
C31	.1	400		P488N-1	CUB4P1	DF-104	GEM-1621		
C32	100	400		SI100	L78T1	DF-101	GEM-1611		
C33	.001	400					GEM-16247		
C34	.0047	400					GEM-1611		
C35	.01	400					GEM-1611		
C36	.01	400					GEM-4133		
C37	.033	400		P488N-033	CUB6S33	DF-303	GEM-4133	4TM-S3	
C38	.47	200		P288N-47	CUB2P47	DD3-103	GEM-2047	2TM-P47	
C39A	10000			BPD-2X01	BYD6DS1	DD3-103	DC311	5HK-2S1	
C39B	10000			BPD-2X01	BYD6DS1	DD3-103	DC311	5HK-2S1	
C40A	10000			BPD-2X01	BYD6DS1	DD3-103	DC311	5HK-2S1	
C40B	10000			BPD-2X01	BYD6DS1	DD3-103	DC311	5HK-2S1	
C41	4700			BPD-0047	BYA10D47M	DD-472	DC311	5HK-D47	

CONTROLS

ITEM No.	RATING		REPLACEMENT DATA						INSTALLATION NOTES
	RESIST. ANCE	WATTS	McIntosh PART No.	CENTRALAB PART No.	CLAROSTAT PART No.	IRC PART No.	MALLORY PART No.		
RIA	1meg	1	2015125	B-69	A47-1meg-Z	Q13-137	U53	Volume	
B	5meg			Not Req.	KSS-3	Not Req.	US-27	Power On-Off	
C	Switch			KB-1 or KR-1*	SWE-20	76-2	U44	Treble	
RA	250K	1	1-010-2144	B-51	A47-250K-Z	Q13-130	U53	Not Req.	
B	Shaft			Not Req.	KSS-3	Not Req.	U53	Not Req.	
RA	1meg	1	1-010-2145	B-70	A47-1meg-Z	Q13-137	U53	Not Req.	
B	Shaft			Not Req.	KSS-3	Not Req.	U41	Phono 2 Load	
RA	100K	1/2	DA1132	AB-40	A47-100K-S	Q13-128	U53	Not Req.	
B	Shaft			AK-9	SWE-20	76-2	US-27	Constant Amplitude Cartridge	
RA	100K	1/2	DA1131	KB-2 or KR-2*	A47-100K-Z	Q13-128	U53	Level Phono 2	
B	Shaft			AK-1	FKS-1/4	RQ	Not Req.		

PARTS LIST AND DESCRIPTIONS (Continued)

CONTROLS (cont)

ITEM No.	REPLACEMENT DATA				INSTALLATION NOTES
	RATING RESIST-ANCE	WATTS	CENTRALAB PART No.	McIntosh PART No.	
R6A	100K	½	DA1131	DA1131	Level Phono 1 Level Mic Level Tuner Level Tape
B Shaft			AB-41	U39	
R7A	100K	½	FKS-1/4	Not Req.	
B Shaft			AB-41	U39	
R8A	500K	½	FKS-1/4	Not Req.	
B Shaft			AB-60	U48	
R9A	500K	½	FKS-1/4	Not Req.	
B Shaft			AB-60	U48	
			FKS-1/4	Not Req.	

* Use KR with CRL "Red Label" controls and KB with "Blue Label" controls.

RESISTORS

All wattages 1/2 watt, or less, unless otherwise listed.

ITEM No.	RATING		McIntosh PART No.	NOTES
	OHMS	WATT		
R10	6800Ω			
R11	1000Ω	5%		
R12	1meg			
R13	220K			
R14	100K			
R15	1000Ω	5%	2	
R16	100K			
R17	3300Ω	1		
R18	1meg			
R19	330K	1		
R20	1800Ω	1		
R21	330K	1		
R22	22meg			
R23	22meg			
R24	22meg			
R25	22meg			
R26	22meg			
R27	22meg			
R28	22meg			
R29	3.3meg			
R30	1meg			
R31	220K			
R32	330K			
R33	680K			
R34	100K			
R35	10meg			

Note 1. Some versions may use 1200Ω 1W. in this application.

SELENIUM RECTIFIER

ITEM No.	RATING CURRENT (Measured)	REPLACEMENT DATA		NOTES
		FEDERAL PART No.	INTERNATIONAL PART No.	
M1	.42A	1017	C1B	
			4N26-1D1-ZS	

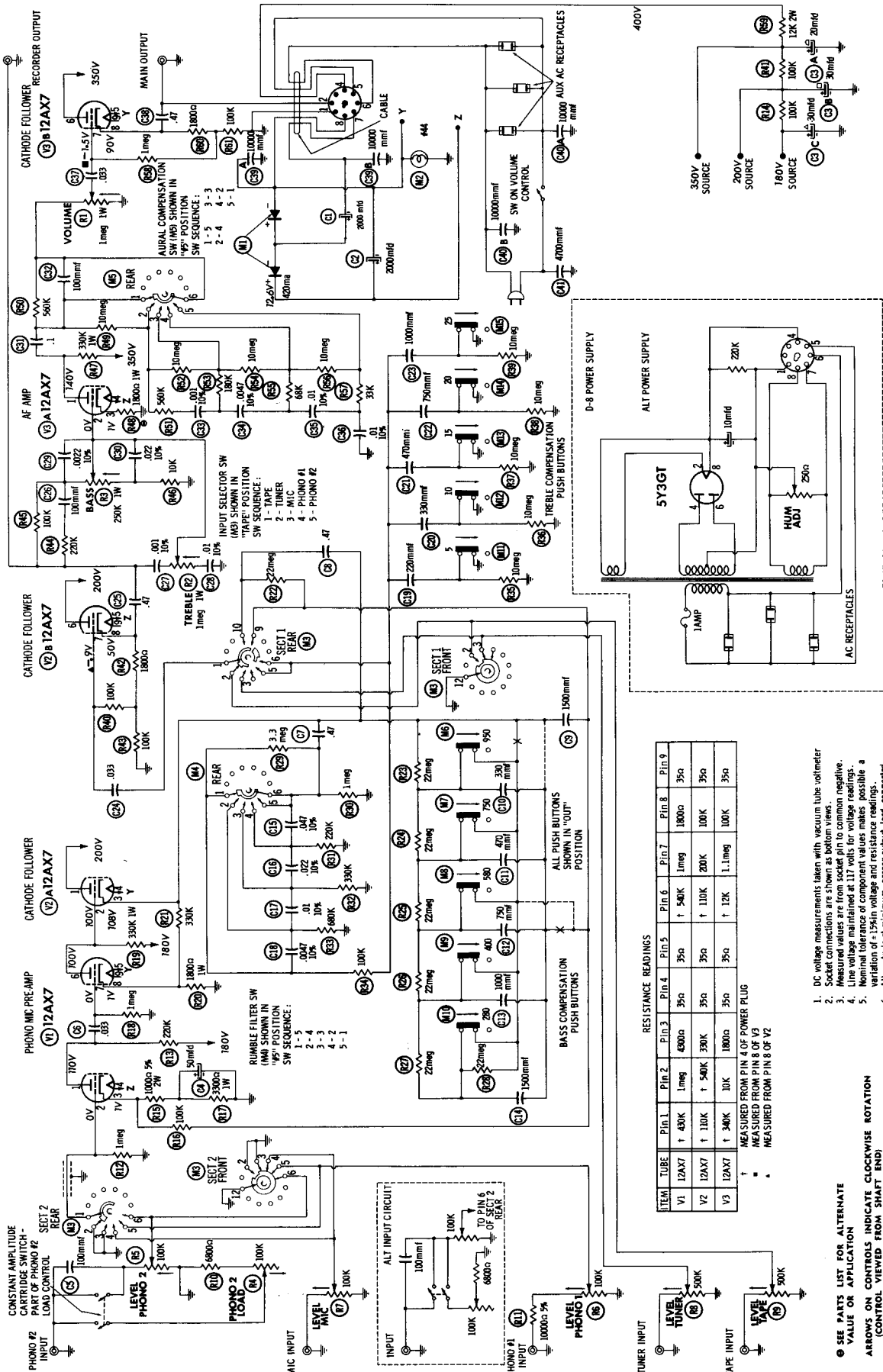
MISCELLANEOUS

ITEM No.	PART NAME	McIntosh PART No.	NOTES
M2	Lamp		
M3	Switch		
M4	Switch		
M5	Switch		
M6	Switch		
M7	Switch		
M8	Switch		
M9	Switch		
M10	Switch		
M11	Switch		
M12	Switch		
M13	Switch		
M14	Switch		
M15	Switch		

#44
Input Selector, Rotary, Wafer Type
Rumble Filter, Rotary, Wafer Type
Aural Compensator, Rotary, Wafer Type
Record Compensator, 950, SPST, Slide Type
Record Compensator, 750, SPST, Slide Type
Record Compensator, 580, SPST, Slide Type
Record Compensator, 400, SPST, Slide Type
Record Compensator, 280, SPST, Slide Type
Record Compensator, 5, SPST, Slide Type
Record Compensator, 10, SPST, Slide Type
Record Compensator, 15, SPST, Slide Type
Record Compensator, 20, SPST, Slide Type
Record Compensator, 25, SPST, Slide Type

WIRING DATA

General-use Unshielded Hook-up Wire Use BELDEN No. 8530 (Solid) Available in Ten Colors
8524 (Stranded) Available in Ten Colors
Power Cord Use BELDEN No. 1765-B (6 Ft. Length)
1725-K (7½ Ft. Length)



- DC voltage measurements taken with vacuum tube voltmeter
- Socket connections are shown as bottom views
- Resistor values are listed as 117 ohms for voltage readings
- Nominal tolerance of component values makes possible a variation of ±15% in voltage and resistance readings
- All controls at minimum, proper output load connected

SEE PARTS LIST FOR ALTERNATE VALUE OR APPLICATION

ARROWS ON CONTROLS INDICATE CLOCKWISE ROTATION (CONTROL VIEWED FROM SHAFT END)

A PHOTOFACT STANDARD NOTATION SCHEMATIC
 Howard W. Sams & Co., Inc. 1958