


McIntosh MC 250

Powerful

SOLID STATE AMPLIFIER




HERE IS THE STATE
OF THE ART IN A

**TRIPLE-PURPOSE
SOLID STATE
AMPLIFIER**

**STEREO or
DUAL AMPLIFIER**

50 WATTS CONTINUOUS POWER
PER CHANNEL, 100 W. RMS. TOTAL

**MONOPHONIC
100 W. CONTINUOUS.**



MC 250 ELECTRICAL SPECIFICATIONS

POWER OUTPUT: 50 watts RMS continuous power per channel, both channels operating into a 4 ohm, 8 ohm or 16 ohm load. 100 watts RMS monophonic.

HARMONIC DISTORTION: Less than 0.25% at rated power output from 20 to 20,000 Hz. Distortion typically measures less than 0.1% and decreases as output power is reduced.

INTERMODULATION DISTORTION: Less than 0.25% for any combinations of frequencies between 20 and 20,000 Hz at 100 peak watts output per channel or at any level less than 100 peak watts per channel.

FREQUENCY RANGE: At rated output, both channels operating: +0, -25 dB 20 through 20,000 Hz. At reduced output, both channels operating: +0, -3 dB 5 through 70,000 Hz.

OUTPUT IMPEDANCE: Output taps are provided for 4 ohm, 8 ohm and 16 ohm loads. Full rated power output is provided at each output tap. The 16 ohm output will provide 25 volts RMS for constant voltage multiple speaker distribution lines. Monophonic-Output taps are provided for 2, 4 and 8 ohms. Full rated power output is provided at each output tap. These taps are also available on the octal socket, left center of control panel.

OUTPUT DAMPING FACTOR: Greater than 15 at 4 ohms, 38 at 8 ohms, and 16.6 at 16 ohms.

INPUT SENSITIVITY AND IMPEDANCE: 0.5 volt will produce rated power output; a gain control for each channel allows independent adjustment of amplification in each channel. Input impedance is 200,000 ohms.

HUM AND NOISE: Greater than 90 dB below rated output.

CONTROLS: MONO-STEREO Switch, LEFT GAIN, RIGHT GAIN.

SPECIAL FEATURES: The MC 250 is completely stable when connected to any loudspeaker system or even to reactive loads. The MC 250 has special circuits to prevent damage by short circuit or open circuit of the output loads, or by any amount of output impedance mismatch. Thermal cutouts are mounted on the output transistor heat sinks to provide protection against inadequate ventilation.

SEMICONDUCTOR COMPLEMENT: 24 silicon transistors
23 silicon rectifiers and diodes

POWER REQUIREMENTS: 117 volts AC 50-60 Hz, 50 watts at zero signal output, 250 watts at rated output.

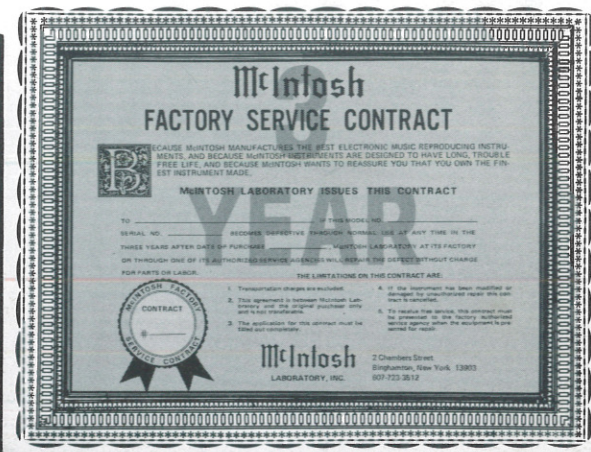
MC 250 MECHANICAL SPECIFICATIONS

SIZE: 7 1/16 inches high, 10 5/8 inches wide, 15 5/8 inches deep.

CHASSIS: Chrome and black

WEIGHT: 35 lbs., net 40 lbs. in shipping carton.

Only McIntosh
gives you
complete protection!



Your McIntosh MC 250 can be protected by a free three-year factory service contract covering parts and labor. Only McIntosh in the entire industry guarantees both performance AND manufacturing!

McIntosh
LABORATORY, INC.

2 CHAMBERS ST., BINGHAMTON, N. Y. 13903

Phone 607-723-3512

FRANCHISED DEALER

Get your **McIntosh MC 250** *now!*